


Welcome to Kindergarten!



Ridge Hill School
2022-2023

Meet the Kindergarten Team:



Miss Carlson
lcarlson@hamden.org



Mrs. Coughlin
eswol@hamden.org

hello!



Mrs. Mastracchio
rmastracchio@hamden.org



Ms. Grady
cgrady@hamden.org

School Supplies:

Please provide the following supplies for your child:

- Plastic Pencil Box
- Crayons - multipack
- Pencils with erasers
- Child safe scissors
- Dry erase markers
- 2 glue sticks
- 2 boxes of tissues
- 1 hand sanitizer pump
- Over the ear headphones
- Change of clothes labeled with child's name
- Extra sweater/sweatshirt labeled with name fo keep in school (rooms are hot and cold depending on time of year)

The school will provide each student with:

- Chromebook and charger - please make sure Chromebooks are fully charged each night in preparation for the next school day

Each day please send the following to school:

- Healthy Snack
- Lunch (if not getting school lunch)
- Reusable water bottle
- Daily Folder (will be provided by the school on the first day)
- Chromebook (fully charged)



Assessing Students:

During the first week of school (and during the summer program) we assess students skills in order to create balanced classes, group students together with students who have similar strengths and needs, obtain starting point data and plan to align needs with curriculum for kindergarten.

Assessments include:

Name Recognition

Fine Motor Skills

Visual Discrimination

Play Interaction

Listening to Stories

Position Words

Typical Kindergarten Day

8:30-8:45 - Arrival

1:45-2:45 - Reading (shared, interactive, small groups)

8:45-8:55 - Attendance and Lunch Count

2:45-2:55 - Break

8:55-9:10 - Social Emotional Learning/Health

2:55-3:20 - Science/Social Studies

9:10-9:35 - Foundations/Heggerty

9:35-10:05 - Writing

10:05-11:05 - LAMP (Library/Art/Music/PE)

11:05-12:15 - Math

12:15-1:00 - Lunch & Recess

1:00-1:45 - Intervention/Small Group Instruction



Learning at Home:

**Here are some tips to set up a successful environment
to continue learning at home.**

- Have a designated space & schedule for continued learning/homework.
- Have a designated bath/shower time.
- Have a designated dinner time.
- Have a designated bed time with routine for going to sleep. (ie. story in bed)



Reader's Workshop:





We use Reader's Workshop to teach reading in Kindergarten.

Students will start the year with emergent storybooks.

These are familiar books which are read over and over again.

**Students will learn to use the pictures to help them remember
and read these old favorites independently!**



How to Help Your Child Read at Home:

- **Set up a quiet environment for your child to listen to/read books.**
- **Reread familiar books many times.**
- **Offer your child an opportunity to retell a familiar book using events from the beginning, middle and end.**
- **As the year begins, students who are reading independently will be doing so through memorization of repeated readings of emergent storybooks. In order to help your child, please encourage him or her to do the following:**
 - **Use the picture to retell the story**
 - **Point to the words**
 - **Incorporate details, 'storybook language' and character dialogue**
 - **Connect the pages together**
- **As students learn to read throughout the school year, we will focus on decoding strategies which teach students to sound out words and blend the sounds together.**

Writer's Workshop:

**We use Writer's Workshop to teach writing in Kindergarten.
Throughout the school year, students will learn how to plan out their ideas,
touch and tell to determine what will go on each page,
draw pictures and add labels and sentences!**

**Students will also learn how to edit and revise their writing.
Students will create a variety of writing including informational,
narrative and opinion pieces.**

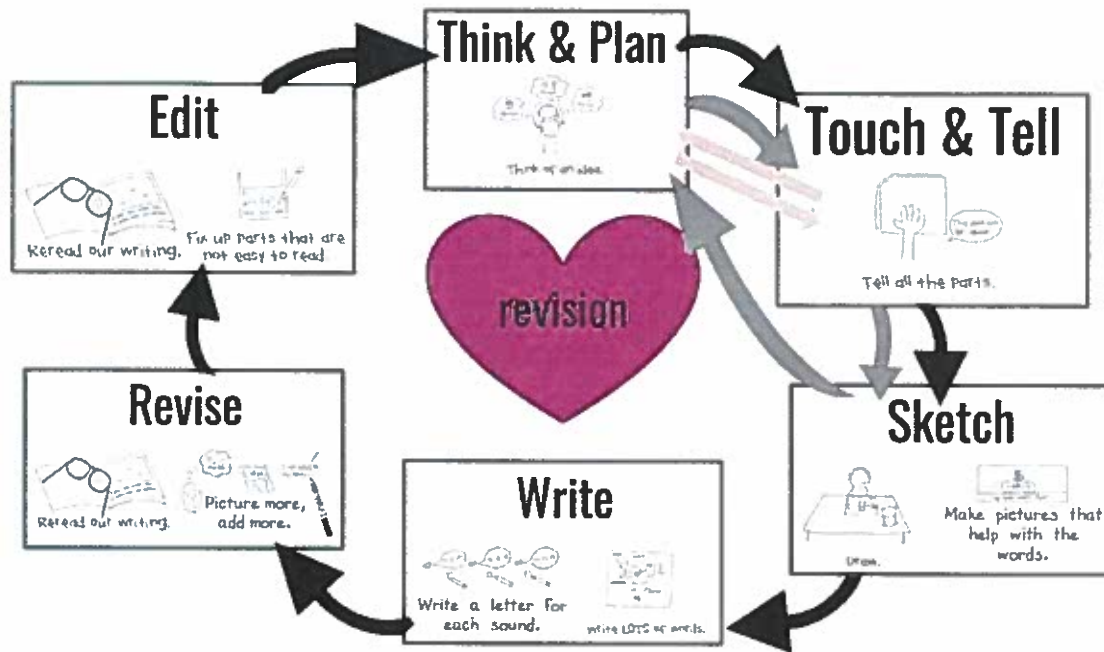
We look forward to watching our classes grow as writers!



How to Help Your Child Write at Home:

- **Allow your child to create a plan first - encourage them to 'touch and tell' to decide what information he or she will put on each page prior to any writing.**
- **Encourage drawing pictures first - this helps the students hold onto their ideas.**
- **Do not tell your child how to spell words - encourage inventive spelling, allowing him or her to write a letter for each sound they hear.**
 - **Example - For the word cat - some students might be able to hear the letter sounds and write 'ct' while others might be able to write 'cat' and some may just hear the beginning sound and write 'c'**
- **As the school year continues, we will begin to introduce the mechanics of writing such as incorporating spaces between words, capitalization and punctuation.**

The Kindergarten Writing Process



Help Your Child Learn Letters at Home:

To help your child learn letters, we ask that you practice the following skills:

- Letter Identification
 - Uppercase and Lowercase
- Letter Sounds
 - Identifying which sounds each letter makes and brainstorming words/finding objects around the house that begin with a letter
- Proper Letter Formation
 - Uppercase and Lowercase

<https://padlet.com/smannel/RHKLetters>

School Literacy Specialist: Mrs. Mannle
smannle@hamden.org



Math:



Throughout the school year, we will work on the following skills with students:

- Rote count to 100 by 1s and by 10s
- Count sets to 20, demonstrating 1-to-1 correspondence
- Identify & Write Numbers 1-20
- Compare numbers and sets of objects
- Understand addition and subtraction
- Solve story problems
- Decompose numbers within 10 in various ways
- Fluently add and subtract within 5
- Understand teen numbers
- Explore and compare lengths and weights
- Sort and classify objects by attributes
- Organize and interpret data
- Shapes: Identify, Construct, and Compare 2-D and 3-D Shapes

Help Your Child with Math at Home:

To help your child with math at home, weekly practice of the following skills is encouraged:

- Rote count aloud
(Make sure your child can cross the decades: example - 29 to 30, 59 to 60, etc.)
- Count sets of objects (1-20) using 1-1 correspondence
- Create sets of objects
(example: Can you put 6 forks on the table?)
- Identify and write numbers

<https://padlet.com/ksullivan123/counting>

School Math Specialist: Mrs. Sullivan
ksullivan1@hamden.org

Online Programs:

We will use a variety of fun and engaging programs to help us learn at school and from home!



Learn More About DreamBox!

DreamBox is a fun online program that uses engaging visuals and interactive games to help students practice various mathematical skills.

Students begin with the basics and then they are assigned individualized practice based on demonstrated strengths and needs.

Kindergarten students typically begin using Dream Box in January.


They are expected to complete 5 lessons per week (during math centers). The lessons should be completed without assistance from parents or teachers, so that the lessons do not become too difficult for the child to complete independently.



Learn More About Epic!

Epic is an online resource with a plethora of amazing books! Students are able to browse through books with a variety of engaging characters and interest levels. Some books will read the text aloud, while others will not. Teachers are also able to assign a book or a collection of books for a student to read!

Splat the Cat



Learn More About Lexia Core 5!

Through the process of SRBI (Scientific Research-Based Interventions), some students will be assigned a program called Lexia.

This is a fun and engaging phonics program.

Students will begin this program by taking a short placement test.

They will then be assigned a level based on their specific skills and areas of need.

Student progress and performance are tracked to ensure that teachers can offer support and guidance.

Students will earn a special certificate each time they complete a level!

Lexia can be completed at home as well using your child's Chromebook.